

CM INDUSTRIES
INC.

TRG 250

Semi-Automatic, Air-Cooled, MIG Welding Gun



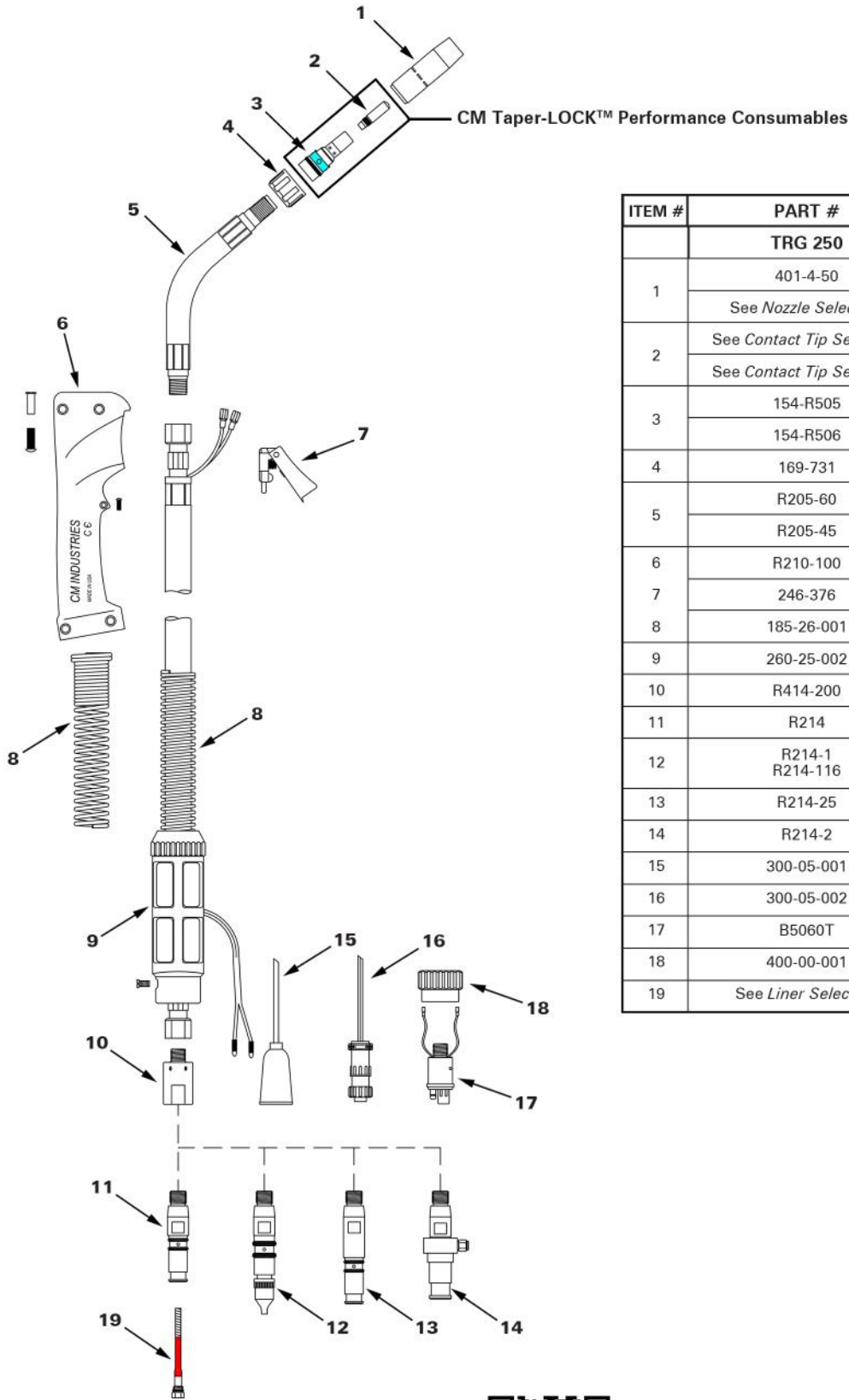
PARTS LIST

MADE IN USA

CM Industries, Inc.
505 Oakwood Rd. Lake Zurich, IL 60047
ph: 847-550-0033 fx: 847-550-0444
email: sales@cmindustries.com
www.cmindustries.com

June 2021 v1.0

PARTS LIST - Replacement Parts for TRG 250



| ITEM # | PART # | DESCRIPTION |
|----------------|----------------------------------|-------------------------------------|
| TRG 250 | | |
| 1 | 401-4-50 | Nozzle, std. |
| | See <i>Nozzle Selection</i> | Nozzle, Optional Available |
| 2 | See <i>Contact Tip Selection</i> | Contact Tip, CMI Taper-LOCK™ |
| | See <i>Contact Tip Selection</i> | Contact Tip, Tough Lock™ |
| 3 | 154-R505 | Diffuser, H.D., CMI Taper-LOCK™ |
| | 154-R506 | Diffuser, Tapered, CMI Taper-LOCK™ |
| 4 | 169-731 | Neck Insulator |
| 5 | R205-60 | Neck, 60° - Standard |
| | R205-45 | Neck, 45° - Optional |
| 6 | R210-100 | Handle |
| 7 | 246-376 | Trigger |
| 8 | 185-26-001 | Cable Support Spring - Front/Back |
| 9 | 260-25-002 | Adaptor Support |
| 10 | R414-200 | Power Pin Block, 250A |
| 11 | R214 | Power Pin, Tweco® #4 |
| 12 | R214-1 | Power Pin, Miller® |
| | R214-116 | Power Pin Cap, .023"-1/16" |
| 13 | R214-25 | Power Pin, Lincoln® PM & LF |
| 14 | R214-2 | Power Pin, Lincoln® LN |
| 15 | 300-05-001 | Control Plug, Miller® / Lincoln® PM |
| 16 | 300-05-002 | Control Plug, Lincoln® LN & LF |
| 17 | B5060T | Euro Connector Plug |
| 18 | 400-00-001 | Euro Connector Nut |
| 19 | See <i>Liner Selection</i> | Liner |



Scan this QR Code to take you directly to the Technical Info page of cmindustries.com

Consumable Selection

Nozzles (Optional Available)



| | |
|-------------------|-------------------------------------|
| Light Duty | |
| R401-4-38 | 3/8", Flush Tip |
| R401-4-50 | 1/2", 1/8" Tip Recess |
| R401-4-62 | 5/8", 1/8" Tip Recess |
| R401-4-75 | 3/4", 1/8" Tip Recess |
| | |
| R401-8-62 | 5/8", 1/8" Tip Stickout, Short Arc |
| | |
| R401-42-50 | 1/2", Bottleneck, 1/8" Tip Recess |
| R401-48-50 | 1/2", Bottleneck, 1/8" Tip Stickout |



| | |
|-------------------|------------------------------|
| Heavy Duty | |
| R401-5-50 | 1/2", 1/4" Tip Recess |
| R401-5-62 | 5/8", 1/4" Tip Recess |
| R401-5-75 | 3/4", 1/4" Tip Recess |
| | |
| R401-6-50 | 1/2", 1/8" Tip Recess |
| R401-6-62 | 5/8", 1/8" Tip Recess |
| R401-6-75 | 3/4", 1/8" Tip Recess |
| | |
| R401-7-62 | 5/8", 1/4" Tip Recess, Brass |
| R401-7-75 | 3/4", 1/4" Tip Recess, Brass |
| R401-7-87 | 7/8", 1/4" Tip Recess, Brass |

Contact Tips

CM Industries Taper-LOCK™ Contact Tips



| | |
|-------------------|----------------|
| Heavy Duty | |
| 155-1-030 | 0.030" (0.8mm) |
| 155-1-035 | 0.035" (0.9mm) |
| 155-1-040 | 0.040" (1.0mm) |
| 155-1-045 | 0.045" (1.2mm) |
| 155-1-364 | 3/64" (1.2mm) |
| 155-1-052 | 0.052" (1.4mm) |
| 155-1-062 | 0.062" (1.6mm) |
| 155-1-1.8 | 0.071" (1.8mm) |
| 155-1-564 | 5/64" (2.0mm) |
| 155-1-332 | 3/32" (2.4mm) |



| | |
|-----------------------------|----------------|
| Heavy Duty - Tapered | |
| 155-2-030 | 0.030" (0.8mm) |
| 155-2-035 | 0.035" (0.9mm) |
| 155-2-040 | 0.040" (1.0mm) |
| 155-2-045 | 0.045" (1.2mm) |
| 155-2-364 | 3/64" (1.2mm) |
| 155-2-052 | 0.052" (1.4mm) |
| 155-2-062 | 0.062" (1.6mm) |
| 155-2-1.8 | 0.071" (1.8mm) |



| | |
|-------------------------|----------------|
| X-tra Heavy Duty | |
| 155-3-030 | 0.030" (0.8mm) |
| 155-3-035 | 0.035" (0.9mm) |
| 155-3-040 | 0.040" (1.0mm) |
| 155-3-045 | 0.045" (1.2mm) |
| 155-3-364 | 3/64" (1.2mm) |
| 155-3-052 | 0.052" (1.4mm) |
| 155-3-062 | 0.062" (1.6mm) |
| 155-1-564 | 5/64" (2.0mm) |
| 155-3-332 | 3/32" (2.4mm) |
| 155-3-764 | 7/64" (2.8mm) |

Comparable to Tregaskiss™ Tough Lock™ Contact Tips



| | |
|-------------------|----------------|
| Heavy Duty | |
| R403-20-30 | 0.030" (0.8mm) |
| R403-20-35 | 0.035" (0.9mm) |
| R403-20-1.0 | 0.040" (1.0mm) |
| R403-20-45 | 0.045" (1.2mm) |
| R403-20-364 | 3/64" (1.2mm) |
| R403-20-52 | 0.052" (1.4mm) |
| R403-20-116 | 1/16" (1.6mm) |
| R403-20-1.8 | 0.071" (1.8mm) |
| R403-20-564 | 5/64" (2.0mm) |
| R403-20-332 | 3/32" (2.4mm) |



| | |
|-----------------------------|----------------|
| Heavy Duty - Tapered | |
| R403-21-30 | 0.030" (0.8mm) |
| R403-21-35 | 0.035" (0.9mm) |
| R403-21-1.0 | 0.040" (1.0mm) |
| R403-21-45 | 0.045" (1.2mm) |
| R403-21-52 | 0.052" (1.4mm) |
| R403-21-116 | 1/16" (1.6mm) |



| | |
|-------------------------|----------------|
| Extra Heavy Duty | |
| R603-20-45 | 0.045" (1.2mm) |
| R603-20-52 | 0.052" (1.4mm) |
| R603-20-116 | 1/16" (1.6mm) |
| R603-20-564 | 5/64" (2.0mm) |
| R603-20-332 | 3/32" (2.4mm) |

Liners

Universal Conventional Liners

10' (3.05m) Gun Lengths

| | |
|--------|--------------------------|
| L3A-10 | for 0.035" - 0.045" wire |
| L4A-10 | for 0.045" - 1/16" wire |

15' (4.57m) Gun Lengths

| | |
|--------|--------------------------|
| L1A-15 | for 0.023" - 0.030" wire |
| L2A-15 | for 0.030" - 0.035" wire |
| L3A-15 | for 0.035" - 0.045" wire |
| L4A-15 | for 0.045" - 1/16" wire |
| L6A-15 | for 5/64" wire |
| L7A-15 | for 3/32" wire |
| L8A-15 | for 7/64" - 1/8" wire |

25' (7.62m) Gun Lengths

| | |
|--------|--------------------------|
| L1A-25 | for 0.023" - 0.030" wire |
| L2A-25 | for 0.030" - 0.035" wire |
| L3A-25 | for 0.035" - 0.045" wire |
| L4A-25 | for 0.045" - 1/16" wire |
| L6A-25 | for 5/64" wire |
| L7A-25 | for 3/32" wire |
| L8A-25 | for 7/64" - 1/8" wire |

Conventional Liners

10' (3.05m) Gun Lengths

| | |
|-------------|--------------------------|
| R415-35-10 | for 0.035" - 0.045" wire |
| R415-116-10 | for 0.045" - 1/16" wire |

15' (4.57m) Gun Lengths

| | |
|-------------|--------------------------|
| R415-30-15 | for 0.030" - 0.035" wire |
| R415-35-15 | for 0.035" - 0.045" wire |
| R415-116-15 | for 0.045" - 1/16" wire |
| R415-564-15 | for 5/64" wire |
| R415-332-15 | for 3/32" wire |

25' (7.62m) Gun Lengths

| | |
|-------------|--------------------------|
| R415-30-25 | for 0.030" - 0.035" wire |
| R415-35-25 | for 0.035" - 0.045" wire |
| R415-116-25 | for 0.045" - 1/16" wire |
| R415-564-25 | for 5/64" wire |
| R415-332-25 | for 3/32" wire |

Conventional Liners for Aluminum

10' (3.05m) Gun Lengths

| | |
|------------|--|
| 415-45-02 | for 0.035" - 3/64" wire Polymer Liner |
| 415-116-22 | for 3/64" - 1/16" wire Polymer Liner |

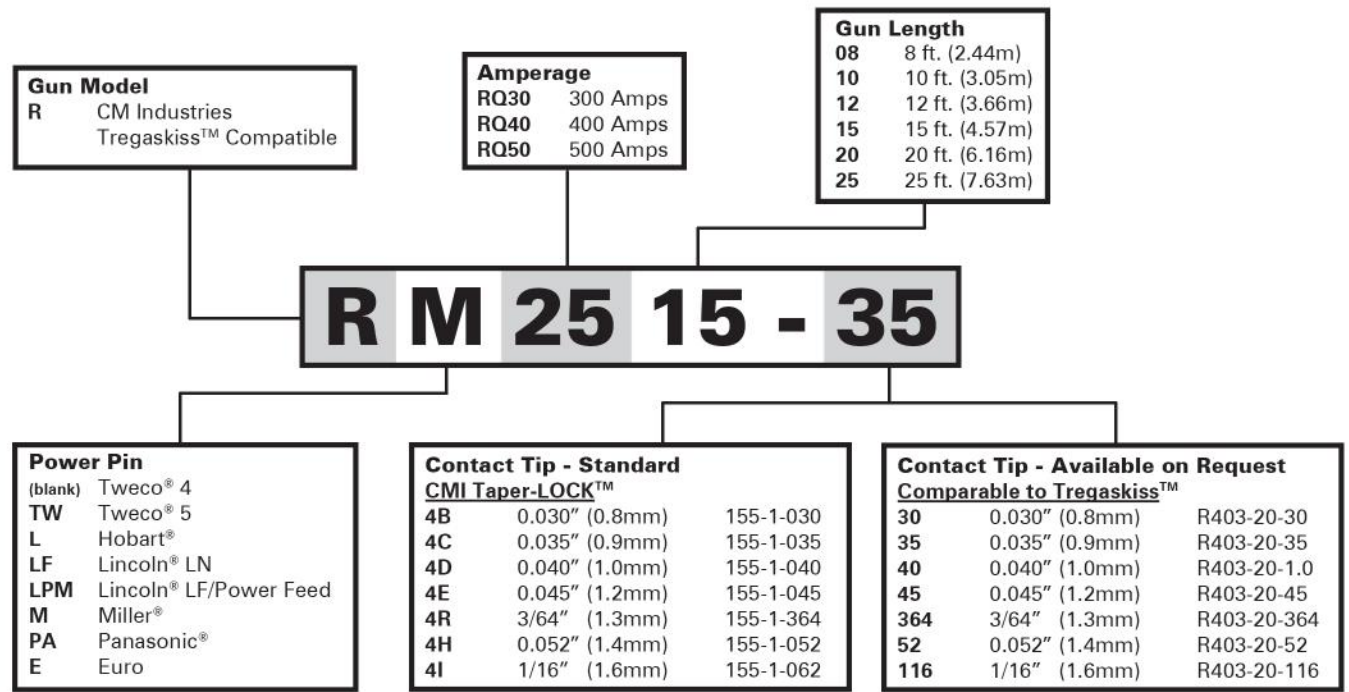
15' (4.57m) Gun Lengths

| | |
|------------|---|
| 415-45-03 | for 0.035" - 3/64" wire Polymer Liner |
| 415-35-22 | for 0.035" - 0.045" wire Steel Wrapped Nylon |
| 415-116-2 | for 0.045" - 1/16" wire Steel Wrapped Nylon |
| 415-116-23 | for 0.045" - 1/16" wire Polymer Liner |

25' (7.62m) Gun Lengths


| | |
|-----------|--|
| 415-45-04 | for 0.035" - 3/64" wire Polymer Liner |
|-----------|--|



Ordering Information



CM Industries, Inc. is in no way affiliated with above-named manufacturers. References to above-named parts, feeders, and part numbers are for your reference only.

SAFETY WARNINGS! READ BEFORE USE

 The symbols shown below are used throughout this manual to call attention to and identify possible hazards. When you see the symbol, watch out, and follow the related instructions to avoid the hazard. The safety information given below is only a summary of the more complete safety information found in the welding power source Owner's Manual.

 Read and follow all Safety Standards.
 Only qualified persons should install, operate, maintain, and repair this equipment. A qualified person is defined as one who, by possession of a recognized degree, certificate, or professional standing, or who by extensive knowledge, training and experience, has successfully demonstrated ability to solve or resolve problems relating to the subject matter, the work, or the project and has received safety training to recognize and avoid the hazards involved.

 During operation, keep everybody, especially children, away.

ELECTRIC SHOCK can kill.

- Always wear dry insulating gloves.
- Insulate yourself from work and ground.
- Do not touch live electrode or electrical parts.
- Replace worn, damaged, or cracked guns or cables.
- Turn off welding power source before changing contact tip or gun parts.
- Keep all covers and handle securely in place.

FUMES AND GASES can be hazardous.

- Keep your head out of the fumes.
- Ventilate area, or use breathing device. The recommended way to determine adequate ventilation is to sample for the composition and quantity of fumes and gases to which personnel are exposed.
- Read and understand the Safety Data Sheets (SDSs) and the manufacturer's instructions for adhesives, coatings, cleaners, consumables, coolants, degreasers, fluxes, and metals.

WELDING can cause fire or explosion.

- Do not weld near flammable material.
- Do not weld on containers that have held combustibles, or on closed containers such as tanks, drums, or pipes unless they are properly prepared according to AWS F4.1 and AWS A6.0 (see Safety Standards).
- Watch for fire; keep extinguisher nearby.
- Read and understand the Safety Data Sheets (SDSs) and the manufacturer's instructions for adhesives, coatings, cleaners, consumables, coolants, degreasers, fluxes, and metals.

HOT PARTS can burn.

- Allow gun to cool before touching.
- Do not touch hot metal.
- Protect hot metal from contact by others.



MOVING PARTS can injure.

- Keep away from moving parts.
- Keep away from pinch points such as drive rolls.



ARC RAYS can burn eyes and skin.

- Arc rays from the welding process produce intense visible and invisible (ultraviolet and infrared) rays that can burn eyes and skin. Sparks fly off from the weld.
- Wear an approved welding helmet fitted with a proper shade of filter lenses to protect your face and eyes from arc rays and sparks when welding or watching (see ANSI Z49.1 and Z87.1 listed in Safety Standards).
 - Wear approved safety glasses with side shields under your helmet.
 - Use protective screens or barriers to protect others from flash, glare and sparks; warn others not to watch the arc.
 - Wear body protection made from durable, flame-resistant material (leather, heavy cotton, wool). Body protection includes oil-free clothing such as leather gloves, heavy shirt, cuffless trousers, high shoes, and a cap.



BUILDUP OF GAS can injure or kill.

- Shut off compressed gas supply when not in use.
- Always ventilate confined spaces or use approved air-supplied respirator.




NOISE can damage hearing.

- Noise from some processes or equipment can damage hearing.
- Check for noise level limits exceeding those specified by OSHA.
 - Use approved ear plugs or ear muffs if noise level is high.
 - Warn others nearby about noise hazard.



WELDING WIRE can injure.

- Keep hands and body away from gun tip when trigger is pressed.



READ INSTRUCTIONS.

- Read and follow all labels and the Owner's Manual carefully before installing, operating, or servicing unit.
- Read the safety information at the beginning of the manual and in each section.
- Use only genuine replacement parts from the manufacturer.
- Perform installation, maintenance, and service according to the Owner's Manuals, industry standards, and national, state, and local codes.

CALIFORNIA PROPOSITION 65 WARNING

This product contains chemicals, including lead, known to the State of California to cause cancer, birth defects, or other reproductive harm. *Wash hands after use.* (California Health & Safety Code Section 25249.5)